

EVERGRAIN
TIMBER LOOK COMPOSITE PANELS



100% Waterproof, laminated PVC Panels substitute to high maintenance expensive timber look panels. Evergrain panels are perfect for alfresco, patios ceilings, interior wall cladding.

Evergrain is very easy to use and to install. The pre-finished panels doesn't require any sanding, oiling, painting or staining.

Features:

- ◆ Waterproof
- ◆ Eco and budget friendly
- ◆ Ideal for residential and commercial
- ◆ 1/5 the price of real timber
- ◆ Easy maintenance
- ◆ Natural timber look and feel
- ◆ Quick and easy to install
- ◆ Light weight
- ◆ Mould free

Description

Evergrain panels provide an efficient and stylish finish for walls and ceilings throughout the house. The high quality panels are easy to install by both DIY'ers and professionals alike. Their water resistant qualities make the panels a durable cladding for walls and ceilings, particularly in damp areas such as the bathroom, toilet, kitchen, garage, etc. The printed panels will neither delaminate nor absorb water. Our range can be used in Alfrescos, Porches, Balconies and feature walls.

This is a unique product as these panels don't Crack, Delaminate or need oiling. An occasional clean with soap water is enough to retain the new and look feel. Consumers today are looking for the perfect product that has the appearance of natural wood, but is practical enough for today's busy lifestyle. Evergrain has the look and feel of real hardwood without all the maintenance costs associated with it.

Why Evergrain is an essential for everyone today?

Maintenance Free

Requires no oiling or varnishing every year.

Budget Friendly

1/5 the price of real timber.

Endless Applications

Installed in Alfresco, Porches, Balconies, Patios, Bathrooms and more.

Look and feel of real hardwood

Big Timber range.

Washable

100% waterproof.

Fitting Instructions:

Screws:

General purpose 8g x 20mm Zinc Plated Timber Screws

Adhesive:

All Purpose Silicone Adhesive

Staples:

Hand Staple Gun, 10mm Zinc Plated Staples

Cutting:

Sharp Stanley knife will provide a clean cut, when used with a straight edge.

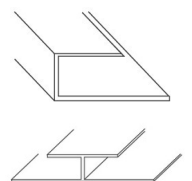
Mitre Saw, cut slowly to get a smooth finish.

Recommended Installation instructions;


When installing on ceiling using All Purpose Silicone Adhesive is recommended with screws or staples. Not suitable for use in direct sunlight.

Colour	Board Size	Quantity Per Box	Area Per Box
Cedar	2900x100x8mm	10	2.9m ²
Cherry	2900x100x8mm	10	2.9m ²
Merbau	2900x100x8mm	10	2.9m ²
Gloss White	2900x100x8mm	10	2.9m ²
Gloss White	2900x250x8mm	10	7.25m ²

Matching accessories available




Cedar



Cherry



Merbau



Gloss White